


Shellino Education Society's												
Arunamai College of Pharmacy, Mamurabad, Jalgaon												
EMPLOYER'S FEEDBACK FORM FOR COLLEGE A.Y												
Sr. No	Form No	Year	Question Number 01 Rating	Question Number 02 Rating	Question Number 03 Rating	Question Number 04 Rating	Question Number 05 Rating	Question Number 06 Rating	Question Number 07 Rating	Question Number 08 Rating	Question Number 09 Rating	Question Number 10 Rating
1	401	2018-19	5	4	5	4	3	4	3	3	4	4
2	402	2018-19	4	5	3	4	4	5	5	4	4	5
3	403	2018-19	5	5	4	4	5	3	5	3	5	3
4	404	2018-19	3	4	3	4	3	5	4	4	4	3
5	405	2018-19	4	3	4	3	4	5	5	4	5	3
6	406	2018-19	4	5	3	4	3	4	4	3	5	5



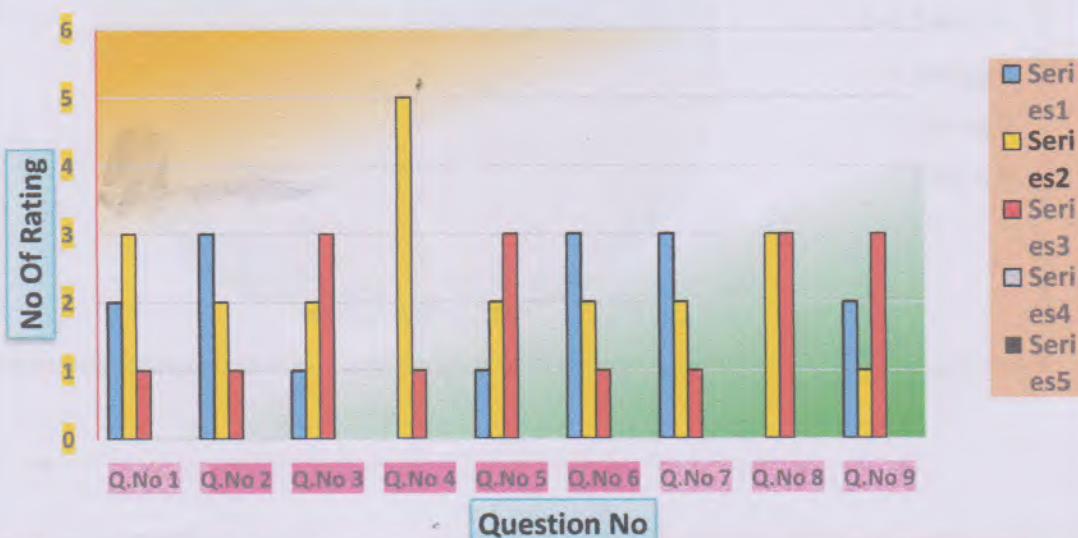

 PRINCIPAL
 Shellino Education Society's
 Arunamai College of Pharmacy
 Mamurabad, Tal. Dist. Jalgaon

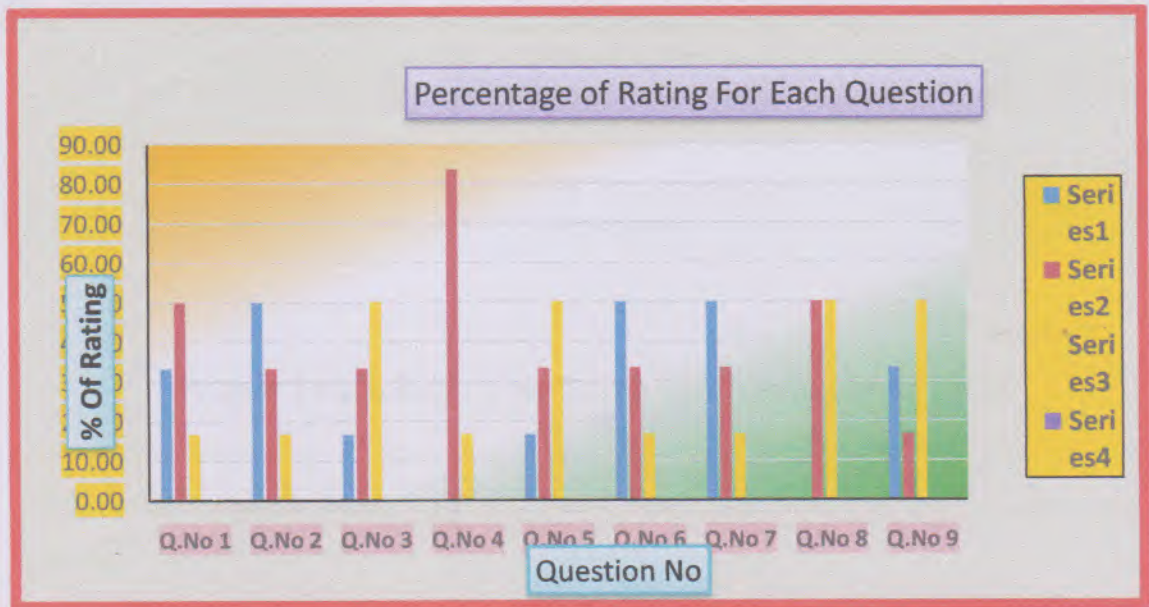
Number of Rating For Each Question

Percentage Of Rating For Each Question

Question No	5	4	3	2	1	Question No Rating %	5 Rating %	4 Rating %	3 Rating %	2 Rating %	1 Rating %
Q.No 1	2	3	1	0	0	Q.No 1	33.33	50.00	16.67	0.00	0.00
Q.No 2	3	2	1	0	0	Q.No 2	50.00	33.33	16.67	0.00	0.00
Q.No 3	1	2	3	0	0	Q.No 3	16.67	33.33	50.00	0.00	0.00
Q.No 4	0	5	1	0	0	Q.No 4	0.00	83.33	16.67	0.00	0.00
Q.No 5	1	2	3	0	0	Q.No 5	16.67	33.33	50.00	0.00	0.00
Q.No 6	3	2	1	0	0	Q.No 6	50.00	33.33	16.67	0.00	0.00
Q.No 7	3	2	1	0	0	Q.No 7	50.00	33.33	16.67	0.00	0.00
Q.No 8	0	3	3	0	0	Q.No 8	0.00	50.00	50.00	0.00	0.00
Q.No 9	2	1	3	0	0	Q.No 9	33.33	16.67	50.00	0.00	0.00

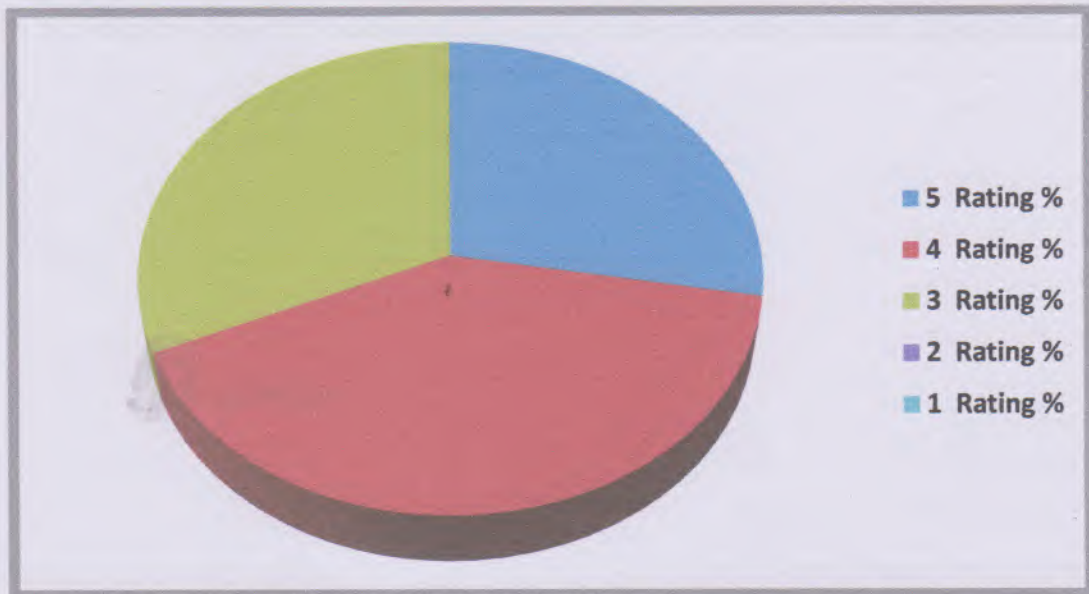
Number of Rating For Each Question






Average of Each Rating For All Questions

5 Rating %	4 Rating %	3 Rating %	2 Rating %	1 Rating %
27.78	40.74	31.48	0.00	0.00




PRINCIPAL
 Shellino Education Society's
 Arunamai College of Pharmacy
 Mamurabad, Tal. Dist. Jalgaon.