



Arunamai College of Pharmacy Mamurabad

Gat No 285, Vidgaon Road, Mamurabad, Jalgaon



ACA /DI/02

Rev : 00

Date: 20.12.2017

Academic Year: 2022-23

Student Feedback Report

Semester:-I, III, V, VII.

Date:-24/03/2023

Student Feedback Report for Academic Year 2022-23 (OddSem)

Sr. No.	Teacher Name	Class	Subject	Subject Code	%Feedback		
					% 1 st	% 2 nd	Total
1.	TDF	S.Y.	Physical Pharmaceutics-I	BP302T BP306P	93.2	94	95.08
		Final	Novel Drug Delivery System	BP704T	93	95	94
2.	NBC	F.Y.	Remedial Biology	BP106RBT BP112RBP	88	91	89.5
		T.Y.	Pharmacognosy and Phytochemistry II	BP504T BP508P	85.3	88.2	86.75
3.	SNP	T. Y.	Industrial Pharmacy I	BP502T BP506P	87.36	90.32	88.84
		Final	Novel Drug Delivery System	BP704T	95	96.23	95.61
4.	KRP	S.Y.	Pharmaceutical Organic Chemistry II	BP301T BP305P	91.2	93.7	92.45
5.	MAC	F.Y.	Human Anatomy and Physiology I	BP101T BP107P	96.26	96.96	96.61
		Final	Pharmacy Practice	BP703T	92	93	92.5
6.	GSP	S.Y.	Pharmaceutical Microbiology	BP303T BP307P	91.3	91.5	91.4
		Final	Industrial Pharmacy II	BP 702T	88	90	89
7.	PRB	T. Y.	Pharmaceutical Jurisprudence	BP505T	80.88	83.22	82.05
		Final	Practice School	BP706PS	81.54	84.32	82.93
8.	GSV	F.Y.	Pharmaceutics-I	BP103T BP109P	82.3	86	84.15
		T. Y.	Pharmaceutical Jurisprudence	BP505T	98.48	99.98	99.23
9.	NAP	T. Y.	Medicinal Chemistry II	BP501T	81.72	86.31	84.01
10.	RSS	S.Y.	Pharmaceutical Engineering	BP304T BP308P	91.4	94	92.7
		Final	Industrial Pharmacy II	BP 702T	88	91	89.5
11.	SMV	F.Y.	Pharmaceutical Analysis I	BP102T BP108P	93.32	95.14	94.40
		Final	Instrum. Methods of Analysis	BP701T	91	92	91.5
12.	PRD	T.Y.	Pharmacology II	BP507P	78.32	83.2	80.76
		Final	Pharmacy Practice	BP703T	79.2	82	80.6
13.	SEN	F. Y.	Pharmaceutical Inorganic Chemistry	BP104T BP110P	85.74	93.12	89.43
14.	PGC	F.Y.	Remedial Mathematics	BP106RMT	81.32	84.23	82.77
		F.Y.	Communication Skills	BP105T BP111P	79.99	86.81	83.4

Note: Any faculty's feedback score should not be less than 80%

Academic In Charge
Mr. T. D. Fegade

Principal
Dr. T. A. Deshmukh

= 89.668

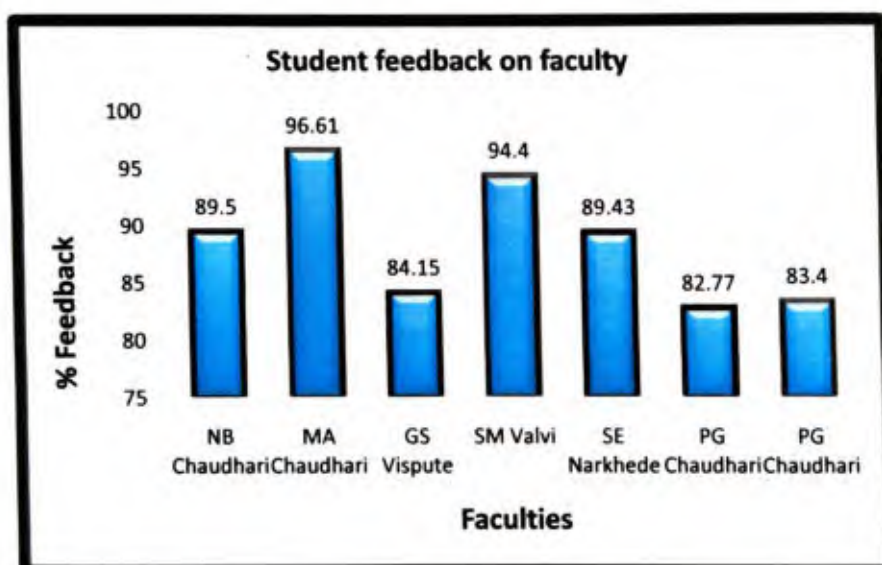
Shellino Education Society's

Arunamai College of Pharmacy, Mamurabad, Jalgaon

STUDENT FEEDBACK FORM FOR FACILITY Odd Sem A.Y 2022-23

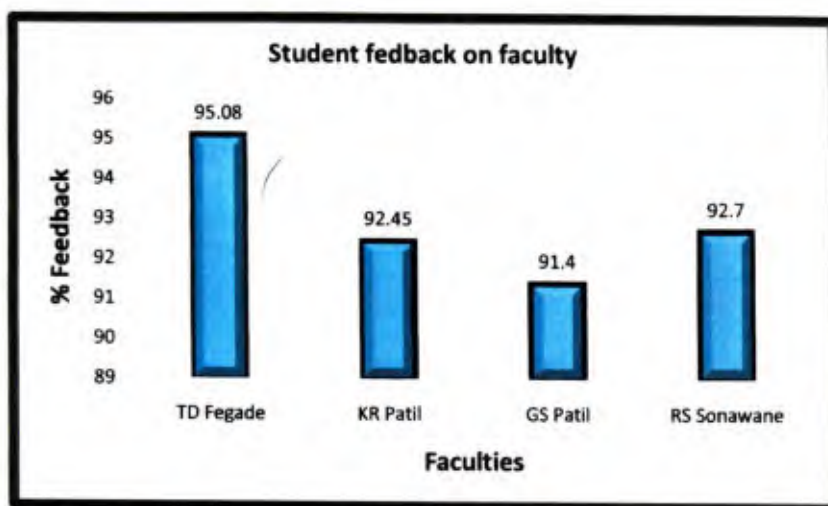
First Year B-Pharm


Sr. No.	Teacher Name	Class	Subject	% 1st	% 2nd	Total %
1	NB Chaudhari	F.Y.	Remedial Biology	88	91	89.5
2	MA Chaudhari	F.Y.	Human Anatomy and Physiology I	96.26	96.96	96.61
3	GS Vispute	F.Y.	Pharmaceutics-I	82.3	86	84.15
4	SM Valvi	F.Y.	Pharmaceutical Analysis I	93.32	95.14	94.4
5	SE Narkhede	F. Y.	Pharmaceutical Inorganic Chemistry	85.74	93.12	89.43
6	PG Chaudhari	F.Y.	Remedial Mathematics	81.32	84.23	82.77
7	PG Chaudhari	F.Y.	Communication Skills	79.99	86.81	83.4



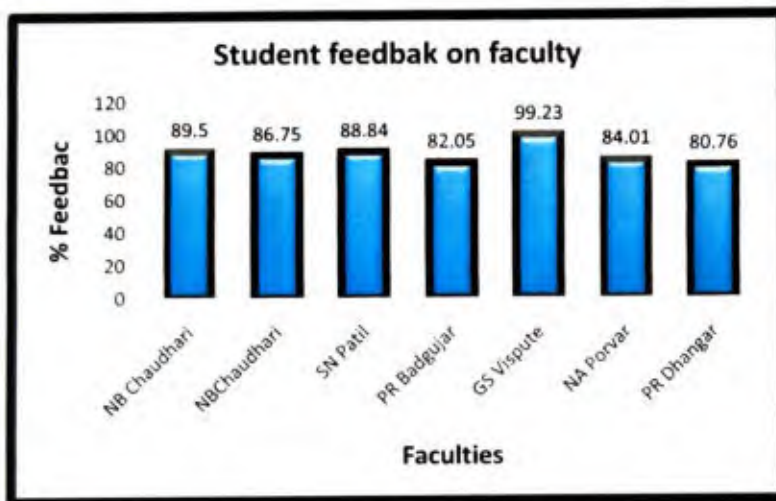

PRINCIPAL
 Shellino Education Society's
 Arunamai College of Pharmacy
 Mamurabad, Tal. Dist. Jalgaon

Shellino Education Society's						
Arunamai College of Pharmacy, Mamurabad, Jalgaon						
STUDENT FEEDBACK FORM FOR FACILITY Odd Sem A.Y 2022-23						
Second Year B-Pharm						
Sr. No.	Teacher Name	Class	Subject	% 1st	% 2nd	Total %
1	TD Fegade	S.Y.	Physical Pharmaceutics-I	93.2	94	95.08
2	KR Patil	S.Y.	Pharmaceutical Organic Chemistry II	91.2	93.7	92.45
3	GS Patil	S.Y.	Pharmaceutical Microbiology	91.3	91.5	91.4
4	RS Sonawane	S.Y.	Pharmaceutical Engineering	91.4	94	92.7



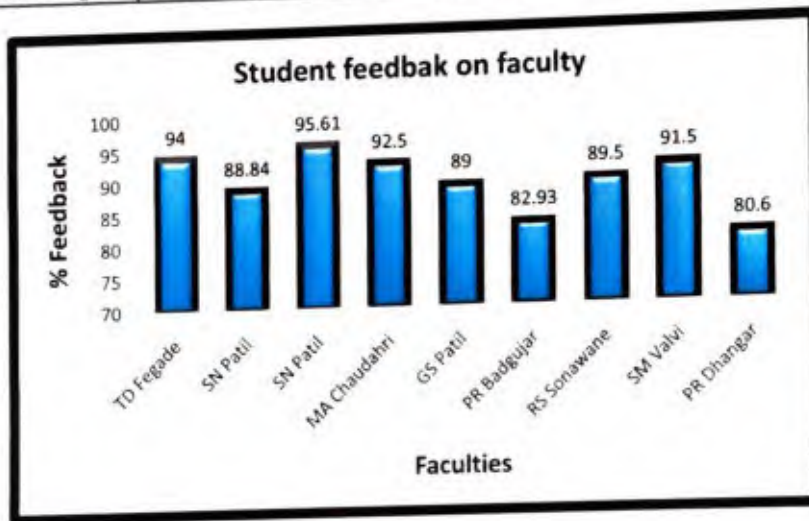

PRINCIPAL
 Shellino Education Society's
 Arunamai College of Pharmacy
 Mamurabad, Tal. Dist. Jalgaon


Shellino Education Society's						
Arunamai College of Pharmacy, Mamurabad, Jalgaon						
STUDENT FEEDBACK FORM FOR FACILITY Odd Sem A.Y 2022-23						
Third Year B-Pharm						
Sr. No.	Teacher Name	Class	Subject	% 1st	% 2nd	Total %
1	NB Chaudhari	F.Y.	Remedial Biology	88	91	89.5
2	NBChaudhari	T.Y.	armacognosy and Phytochemistry I	85.3	88.2	86.75
3	SN Patil	T. Y.	Industrial Pharmacy I	87.36	90.32	88.84
4	PR Badgular	T. Y.	Pharmaceutical Jurisprudence	80.88	83.22	82.05
5	GS Vispute	T. Y.	Pharmaceutical Jurisprudence	98.48	99.98	99.23
6	NA Porvar	T. Y.	Medicinal Chemistry II	81.72	86.31	84.01
7	PR Dhargar	T.Y.	Pharmacology II	78.32	83.2	80.76



PRINCIPAL
Shellino Education Society's
Arunamai College of Pharmacy
Mamurabad, Tal. Dist. Jalgaon

Shellino Education Society's						
Arunamai College of Pharmacy, Mamurabad, Jalgaon						
STUDENT FEEDBACK FORM FOR FACILITY Odd Sem A.Y 2022-23						
Final Year B-Pharm						
Sr. No.	Teacher Name	Class	Subject	% 1st	% 2nd	Total %
1	TD Fegade	Final	Novel Drug Delivery System	93	95	94
2	SN Patil	T. Y.	Industrial Pharmacy I	87.36	90.32	88.84
3	SN Patil	Final	Novel Drug Delivery System	95	96.23	95.61
4	MA Chaudahri	Final	Pharmacy Practice	92	93	92.5
5	GS Patil	Final	Industrial Pharmacy II	88	90	89
6	PR Badgujar	Final	Practice School	81.54	84.32	82.93
7	RS Sonawane	Final	Industrial Pharmacy II	88	91	89.5
8	SM Valvi	Final	Instrum. Methods of Analysis	91	92	91.5
9	PR Dhangar	Final	Pharmacy Practice	79.2	82	80.6




PRINCIPAL
 Shellino Education Society's
 Arunamai College of Pharmacy
 Mamurabad, Tal. Dist. Jalgaon

Shellino Education Society's

Arunamai College of Pharmacy, Mamurabad, Jalgaon

STUDENT FEEDBACK FORM FOR FACILITY A.Y 2022-23


Sr.No	Form No	Year	Question Number 01 Rating	Question Number 02 Rating	Question Number 03 Rating	Question Number 04 Rating	Question Number 05 Rating	Question Number 06 Rating	Question Number 07 Rating	Question Number 08 Rating	
1	1	FinalY	5	4	5	5	4	5	5	4	
2	2	FinalY	5	4	5	4	4	4	5	5	
3	3	FinalY	5	5	5	4	5	5	4	4	
4	4	FinalY	5	5	4	4	5	4	5	5	
5	5	FinalY	5	4	5	5	4	4	5	5	
6	6	FinalY	5	4	5	4	4	5	5	5	
7	7	FinalY	5	4	5	5	4	5	4	5	
8	8	FinalY	5	5	4	3	5	4	4	5	
9	9	FinalY	5	5	5	5	4	4	5	3	
10	10	FinalY	5	4	4	5	5	5	4	4	
11	11	FinalY	5	5	5	5	4	3	5	5	
12	12	FinalY	4	5	4	5	3	5	5	4	
13	13	FinalY	5	4	5	5	5	5	4	3	
14	14	TY	5	4	5	4	4	5	5	5	
15	15	TY	5	4	5	4	5	5	5	5	
16	16	TY	5	4	5	5	4	5	5	5	
17	17	TY	5	5	5	5	5	5	5	4	
18	18	TY	5	5	4	5	4	5	5	5	
19	19	TY	4	5	5	5	4	5	5	4	
20	20	TY	5	5	5	5	4	5	5	4	
21	21	TY	4	5	5	5	5	5	5	5	
22	22	TY	5	5	5	5	4	5	5	5	
23	23	TY	5	5	5	4	5	4	5	5	
24	24	TY	5	5	4	5	5	4	5	5	
25	25	TY	5	4	5	5	4	5	5	5	
26	26	TY	5	4	5	4	5	5	5	5	




PRINCIPAL
 Shellino Education Society's
 Arunamai College of Pharmacy
 Mamurabad, Tal. Dist Jalgaon

27	27	SY	5	5	5	5	5	5	5	5	5
28	28	SY	5	5	4	4	4	5	5	5	5
29	29	SY	5	5	4	5	5	5	5	5	5
30	30	SY	5	5	4	4	5	5	5	5	5
31	31	SY	4	5	5	5	4	4	5	5	5
32	32	SY	5	4	5	5	4	5	5	5	5
33	33	SY	3	5	4	5	5	5	4	5	5
34	34	SY	5	5	4	5	4	5	4	5	5
35	35	SY	5	5	4	5	4	5	5	5	5
36	36	SY	4	3	5	5	5	5	5	5	5
37	37	SY	5	5	5	4	5	4	5	5	5
38	38	SY	5	5	5	4	5	5	5	5	5
39	39	FY	5	4	5	5	4	4	5	5	5
40	40	FY	5	5	5	5	4	5	5	5	5
41	41	FY	5	4	5	5	4	5	5	5	5
42	42	FY	5	4	5	5	4	5	4	4	3
43	43	FY	5	5	5	5	4	4	5	5	5
44	44	FY	5	5	5	5	4	5	5	5	5
45	45	FY	5	4	5	5	5	5	5	5	5
46	46	FY	5	5	4	5	5	5	5	5	4
47	47	FY	5	5	4	5	5	5	5	4	5
48	48	FY	5	4	4	5	5	5	4	5	5
49	49	FY	5	4	5	5	5	5	5	5	5
50	50	FY	4	5	5	4	5	5	5	5	5





PRINCIPAL
 Shellino Education Society's
 Arunamai College of Pharmacy
 Mamurabad, Tal. Dist. Jalgaon

Number of Rating For Each Question

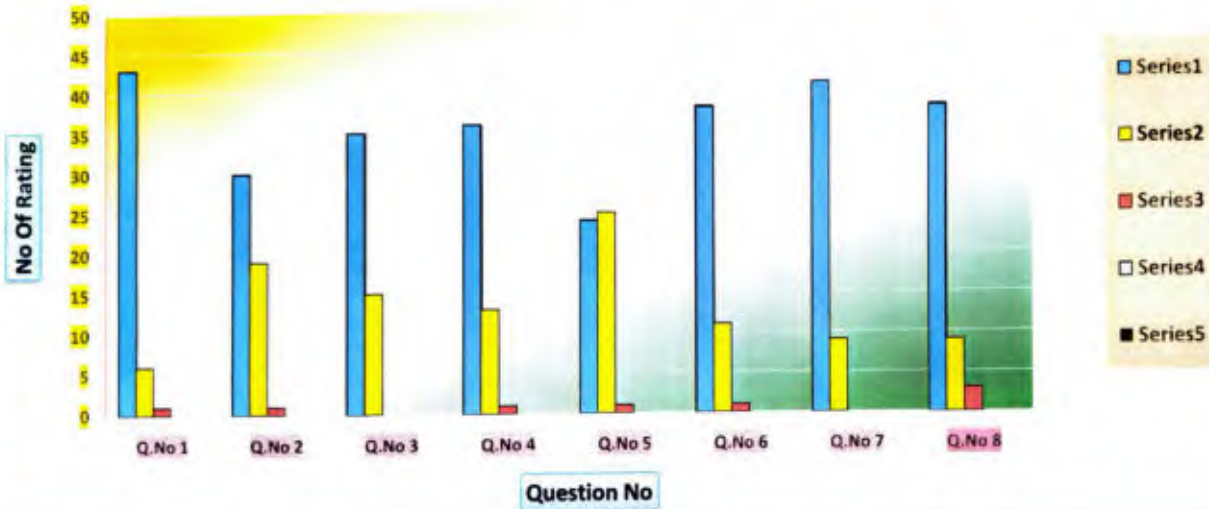
Percentage Of Rating For Each Question


Question No Rating	Number of Rating For Each Question					Question No Rating %	Percentage Of Rating For Each Question				
	5	4	3	2	1		5 Rating %	4 Rating %	3 Rating %	2 Rating %	1 Rating %
Q.No 1	43	6	1	0	0	Q.No 1	86.00	12.00	2.00	0.00	0.00
Q.No 2	30	19	1	0	0	Q.No 2	60.00	38.00	2.00	0.00	0.00
Q.No 3	35	15	0	0	0	Q.No 3	70.00	30.00	0.00	0.00	0.00
Q.No 4	36	13	1	0	0	Q.No 4	72.00	26.00	2.00	0.00	0.00
Q.No 5	24	25	1	0	0	Q.No 5	48.00	50.00	2.00	0.00	0.00
Q.No 6	38	11	1	0	0	Q.No 6	76.00	22.00	2.00	0.00	0.00
Q.No 7	41	9	0	0	0	Q.No 7	82.00	18.00	0.00	0.00	0.00
Q.No 8	38	9	3	0	0	Q.No 8	76.00	18.00	6.00	0.00	0.00



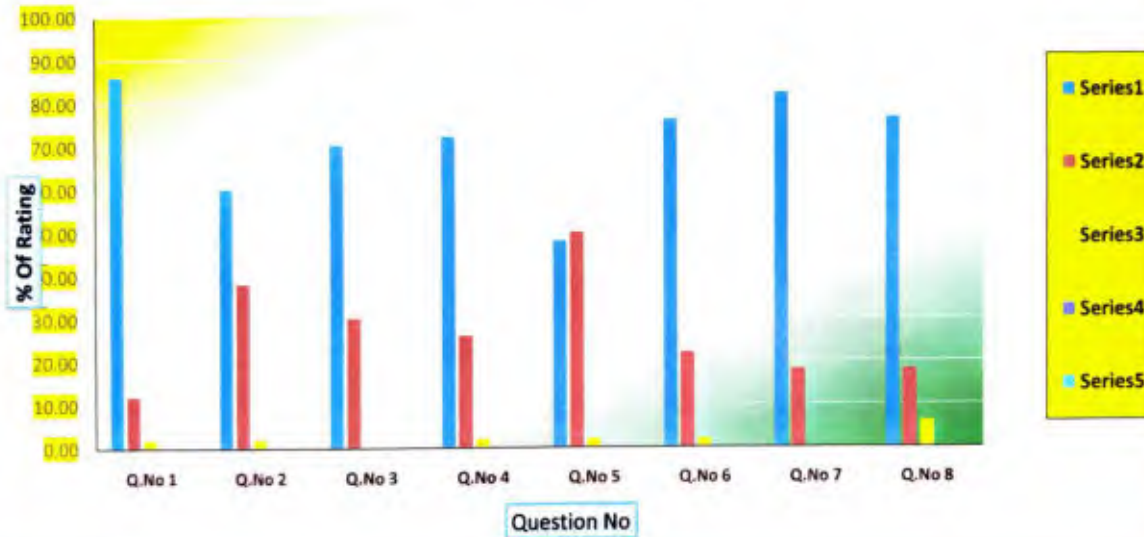

PRINCIPAL
 Shellino Education Society's
 Arunamai College of Pharmacy
 Mamurabad, Tal. Dist. Jalgaon


Number of Rating ForEach Question




PRINCIPAL
Shelling Education Society's
Arunamai College of Pharmacy
Mamurabad, Tal. Dist. Jalgaon

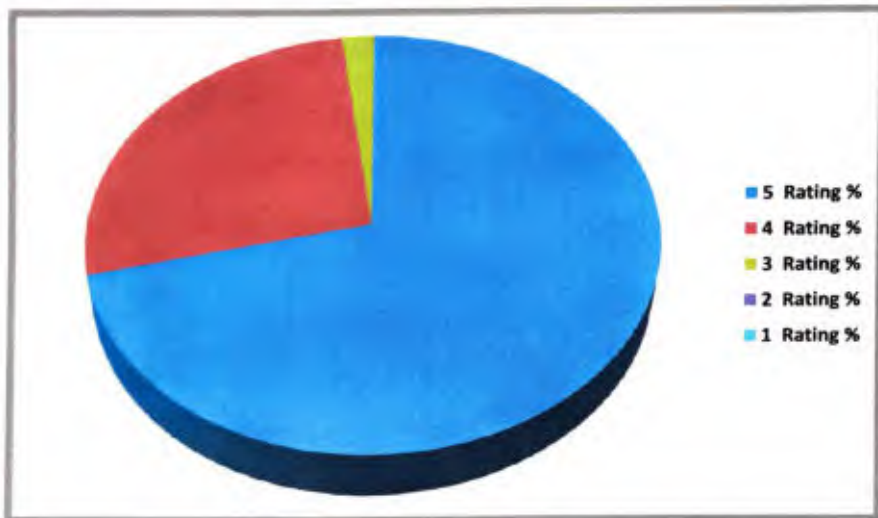
Percentage of Rating For Each Question





PRINCIPAL
Shelino Education Society's
Arunamai College of Pharmacy
Mamurabad, Tal. Dist. Jaigaon

Average of Each Rating For All Questions

5 Rating %	4 Rating %	3 Rating %	2 Rating %	1 Rating %
71.25	26.75	2.00	0.00	0.00




PRINCIPAL
Shellino Education Society's
Arunima College of Pharmacy
Mamurabad, Tal. Dist. Jalgaon

Shellino Education Society's

Arunamai College of Pharmacy, Mamurabad, Jalgaon

STAFF/FACULTY FEEDBACK FORM FOR CURRICULUM A.Y 2022-23

Sr.No	Form No	Year	Question Number 01 Rating	Question Number 02 Rating	Question Number 03 Rating	Question Number 04 Rating	Question Number 05 Rating	Question Number 06 Rating	Question Number 07 Rating	Question Number 08 Rating	Question Number 09 Rating	Question Number 10 Rating
1	1	NA	5	4	5	5	5	5	5	4	4	5
2	2	NA	5	4	5	5	5	5	5	4	4	5
3	3	NA	5	5	5	5	5	5	5	5	5	5
4	4	NA	5	4	5	5	5	4	5	5	5	5
5	5	NA	5	4	5	5	5	5	5	5	4	5
6	6	NA	4	5	5	4	4	4	5	5	5	5
7	7	NA	5	5	4	5	5	4	5	5	5	5
8	8	NA	5	5	5	5	4	4	5	5	5	5
9	9	NA	5	4	5	5	5	5	5	5	5	5
10	10	NA	5	5	5	5	4	5	5	5	5	5
11	11	NA	5	5	5	5	4	5	5	5	4	5
12	12	NA	5	4	4	4	4	4	5	5	4	4
13	13	NA	4	5	5	5	5	4	5	5	5	5
14	14	NA	5	5	4	5	5	5	5	4	4	5



PRINCIPAL


Shellino Education Society's
Arunamai College of Pharmacy
Mamurabad, Tal. Dist. Jalgaon

Number of Rating For Each Question

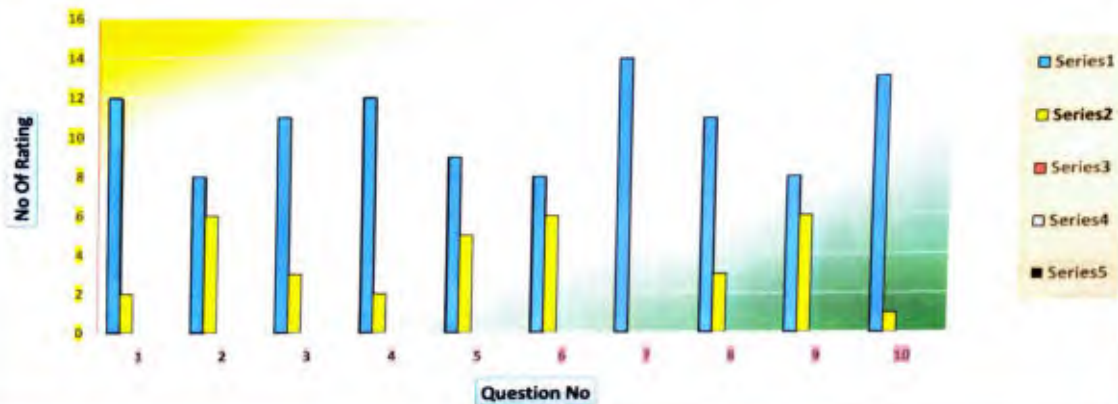
Percentage Of Rating For Each Question


Question No ↓ Rating	Number of Rating For Each Question					Question No ← Rating %	Percentage Of Rating For Each Question				
	5	4	3	2	1		5 Rating %	4 Rating %	3 Rating %	2 Rating %	1 Rating %
Q.No 1	12	2	0	0	0	Q.No 1	85.71	14.29	0.00	0.00	0.00
Q.No 2	8	6	0	0	0	Q.No 2	57.14	42.86	0.00	0.00	0.00
Q.No 3	11	3	0	0	0	Q.No 3	78.57	21.43	0.00	0.00	0.00
Q.No 4	12	2	0	0	0	Q.No 4	85.71	14.29	0.00	0.00	0.00
Q.No 5	9	5	0	0	0	Q.No 5	64.29	35.71	0.00	0.00	0.00
Q.No 6	8	6	0	0	0	Q.No 6	57.14	42.86	0.00	0.00	0.00
Q.No 7	14	0	0	0	0	Q.No 7	100.00	0.00	0.00	0.00	0.00
Q.No 8	11	3	0	0	0	Q.No 8	78.57	21.43	0.00	0.00	0.00
Q.No 9	8	6	0	0	0	Q.No 9	57.14	42.86	0.00	0.00	0.00
Q.No 10	13	1	0	0	0	Q.No 10	92.86	7.14	0.00	0.00	0.00



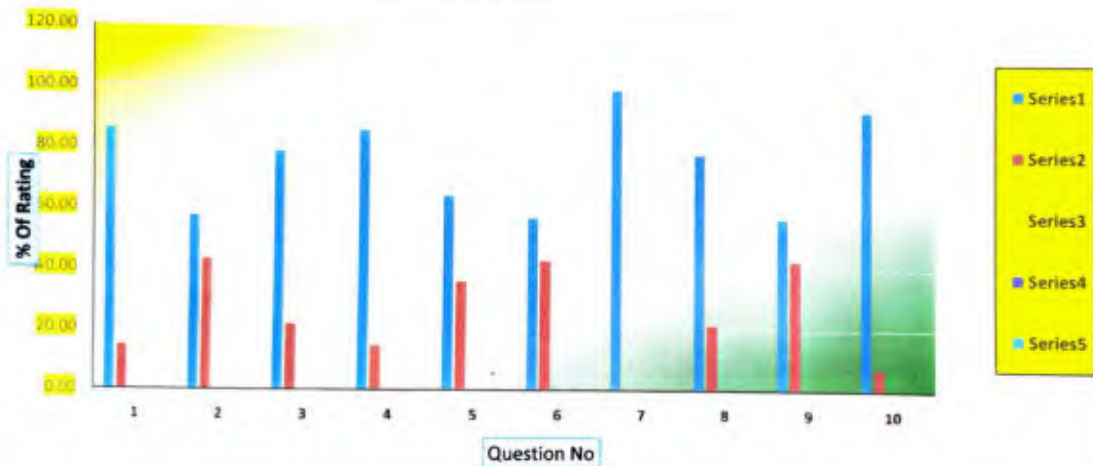

PRINCIPAL
 Shetino Education Society's
 Arunamsi College of Pharmacy
 Mamurabad, Tal. Dist. Jalgaon


Number of Rating ForEach Question




PRINCIPAL
Shelling Education Society's
Arunamai College of Pharmacy
Mamurabad, Tal. Dist. Jalgaon

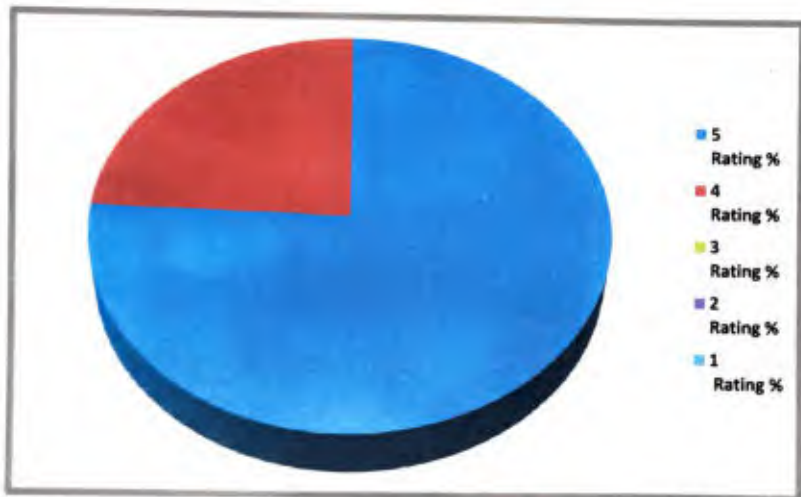
Percentage of Rating For Each Question





PRINCIPAL
Shellino Education Society's
Arunamai College of Pharmacy
Mamurabad, Tal. Dist. Jalgaon

Average of Each Rating For All Questions.

5 Rating %	4 Rating %	3 Rating %	2 Rating %	1 Rating %
75.71	24.29	0.00	0.00	0.00




PRINCIPAL
Shellino Education Society's
Arunamai College of Pharmacy
Mamurabad, Tal. Dist. Jalgaon


Shellino Education Society's

Arunamai College of Pharmacy, Mamurabad, Jalgaon

EMPLOYER'S FEEDBACK FORM FOR COLLEGE A.Y

Sr. No	Form No	Year	Question Number 01 Rating	Question Number 02 Rating	Question Number 03 Rating	Question Number 04 Rating	Question Number 05 Rating	Question Number 06 Rating	Question Number 07 Rating	Question Number 08 Rating	Question Number 09 Rating
1	401	2022-2023	5	4	4	4	4	5	5	5	5
2	402	2022-2023	5	4	5	4	4	5	5	5	5
3	403	2022-2023	4	4	5	5	5	4	4	5	5




PRINCIPAL
Shellino Education Society's
Arunamai College of Pharmacy
Mamurabad, Tal. Dist. Jalgaon

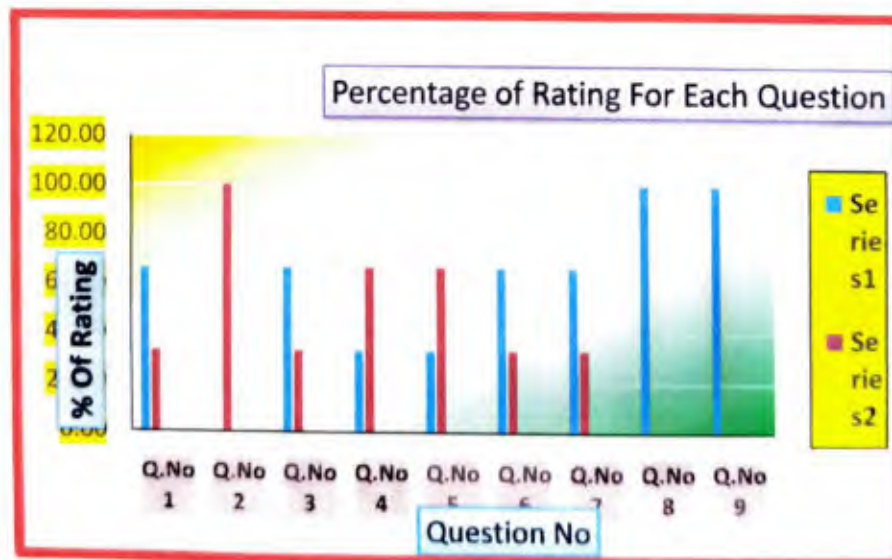
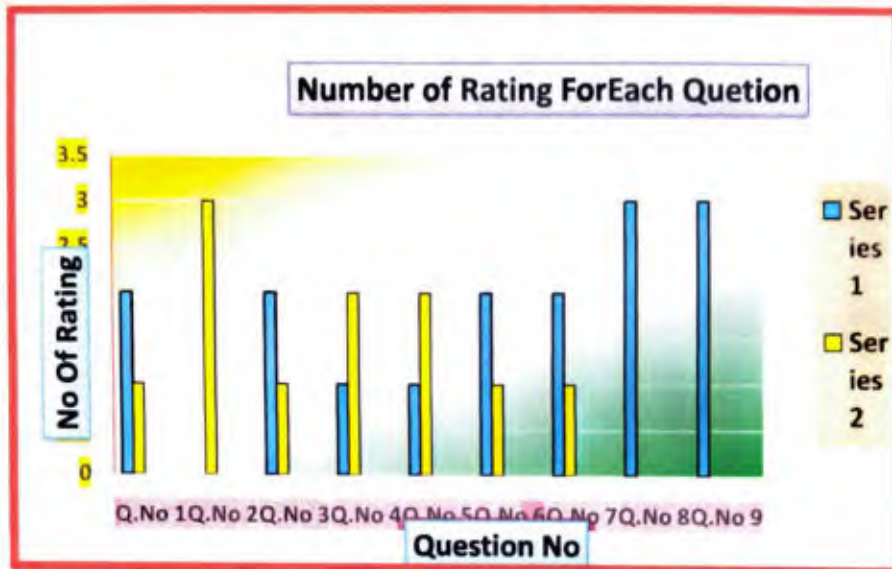
Number of Rating For Each Question


Percentage Of Rating For Each Question

Question No Rating	5	4	3	2	1	Question Rating	5 Rating %	4 Rating %	3 Rating %	2 Rating %	1 Rating %
Q.No 1	2	1	0	0	0	Q.No 1	66.67	33.33	0.00	0.00	0.00
Q.No 2	0	3	0	0	0	Q.No 2	0.00	100.00	0.00	0.00	0.00
Q.No 3	2	1	0	0	0	Q.No 3	66.67	33.33	0.00	0.00	0.00
Q.No 4	1	2	0	0	0	Q.No 4	33.33	66.67	0.00	0.00	0.00
Q.No 5	1	2	0	0	0	Q.No 5	33.33	66.67	0.00	0.00	0.00
Q.No 6	2	1	0	0	0	Q.No 6	66.67	33.33	0.00	0.00	0.00
Q.No 7	2	1	0	0	0	Q.No 7	66.67	33.33	0.00	0.00	0.00
Q.No 8	3	0	0	0	0	Q.No 8	100.00	0.00	0.00	0.00	0.00
Q.No 9	3	0	0	0	0	Q.No 9	100.00	0.00	0.00	0.00	0.00



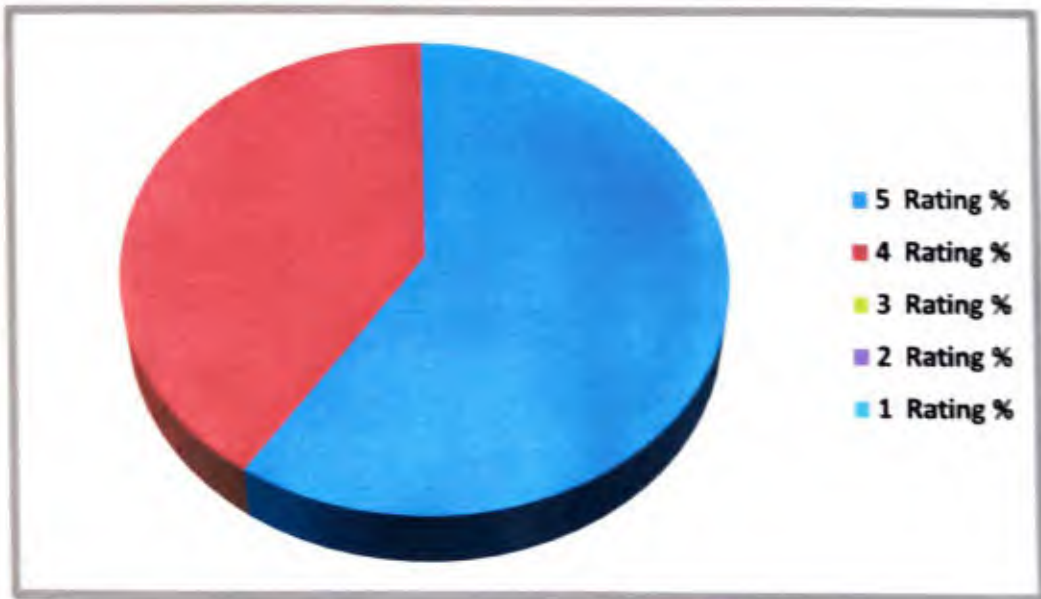
PRINCIPAL
 Shelling Education Society's
 Arunamai College of Pharmacy
 Mamurabad, Tal. Dist. Jalgaon




PRINCIPAL
 Shellino Education Society's
 Arunamai College of Pharmacy
 Mamurabad, Tal. Dist. Jalgaon

Average of Each Rating For All Questions

5 Rating %	4 Rating %	3 Rating %	2 Rating %	1 Rating %
59.26	40.74	0.00	0.00	0.00




PRINCIPAL
Shellino Education Society's
Arunamai College of Pharmacy
Mamurabad, Tal. Dist. Jalgaon

Shellino Education Society's

Arunamai College of Pharmacy, Mamurabad, Jalgaon

ALUMNI FEEDBACK FORM FOR COLLEGE A.Y

Sr.No	Form No	Year	Question Number 01 Rating	Question Number 02 Rating	Question Number 03 Rating	Question Number 04 Rating	Question Number 05 Rating	Question Number 06 Rating	Question Number 07 Rating	Question Number 08 Rating	Question Number 09 Rating	Question Number 10 Rating
1	401	2022-23	5	5	5	4	4	5	5	5	5	5
2	402	2022-23	5	5	5	5	4	5	5	5	4	5
3	403	2022-23	5	5	5	5	5	5	5	5	4	5
4	404	2022-23	5	5	5	5	4	5	5	5	4	5
5	405	2022-23	5	4	4	5	5	5	5	5	3	5
6	406	2022-23	5	5	5	5	5	5	5	4	4	5
7	407	2022-23	5	5	5	4	5	5	5	5	3	5
8	408	2022-23	5	5	5	4	5	5	5	5	5	4
9	409	2022-23	5	5	4	5	5	5	4	5	5	5
10	410	2022-23	5	5	5	5	5	5	5	5	4	4
11	411	2022-23	4	5	5	4	5	5	5	3	5	5
12	412	2022-23	5	5	5	5	4	4	5	5	4	5
13	413	2022-23	4	5	5	5	5	5	5	5	4	5
14	414	2022-23	5	4	4	5	5	5	5	4	5	5
15	415	2022-23	4	5	5	5	5	5	5	5	5	5
16	416	2022-23	5	5	5	5	5	5	5	4	5	5
17	417	2022-23	5	5	4	5	5	5	5	5	5	4
18	418	2022-23	5	5	4	5	5	5	5	4	5	5
19	419	2022-23	5	5	5	5	5	5	5	5	3	5
20	420	2022-23	5	5	5	4	5	5	5	5	5	5




PRINCIPAL
 Shellino Education Society's
 Arunamai College of Pharmacy
 Mamurabad Tal Dist Jalgaon

Number of Rating For Each Question

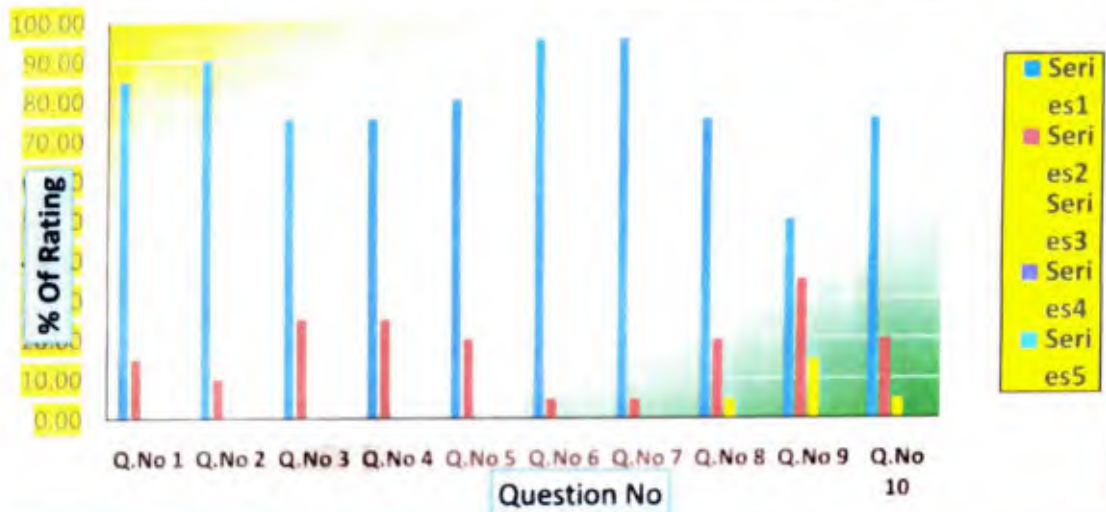
Percentage Of Rating For Each Question


Question No Rating	5	4	3	2	1	Question No Rating %	5 Rating %	4 Rating %	3 Rating %	2 Rating %	1 Rating %
Q.No 1	17	3	0	0	0	Q.No 1	85.00	15.00	0.00	0.00	0.00
Q.No 2	18	2	0	0	0	Q.No 2	90.00	10.00	0.00	0.00	0.00
Q.No 3	15	5	0	0	0	Q.No 3	75.00	25.00	0.00	0.00	0.00
Q.No 4	15	5	0	0	0	Q.No 4	75.00	25.00	0.00	0.00	0.00
Q.No 5	16	4	0	0	0	Q.No 5	80.00	20.00	0.00	0.00	0.00
Q.No 6	19	1	0	0	0	Q.No 6	95.00	5.00	0.00	0.00	0.00
Q.No 7	19	1	0	0	0	Q.No 7	95.00	5.00	0.00	0.00	0.00
Q.No 8	15	4	1	0	0	Q.No 8	75.00	20.00	5.00	0.00	0.00
Q.No 9	10	7	3	0	0	Q.No 9	50.00	35.00	15.00	0.00	0.00
Q.No 10	15	4	1	0	0	Q.No 10	75.00	20.00	5.00	0.00	0.00

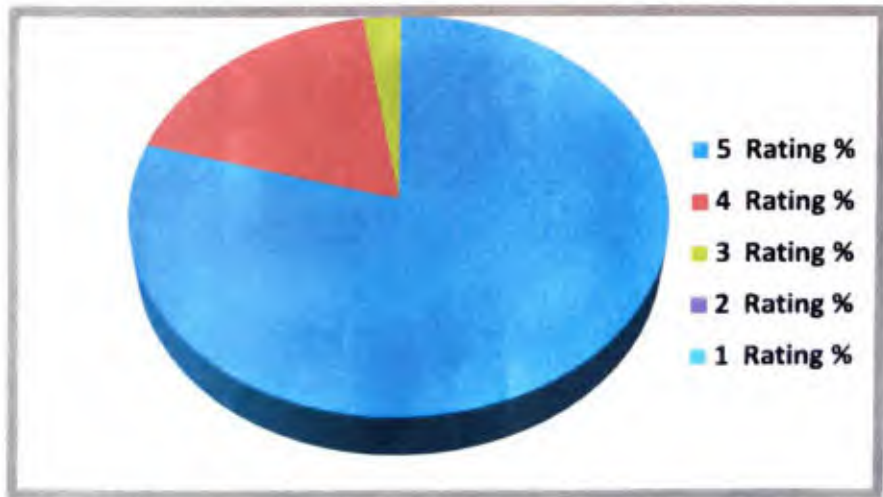
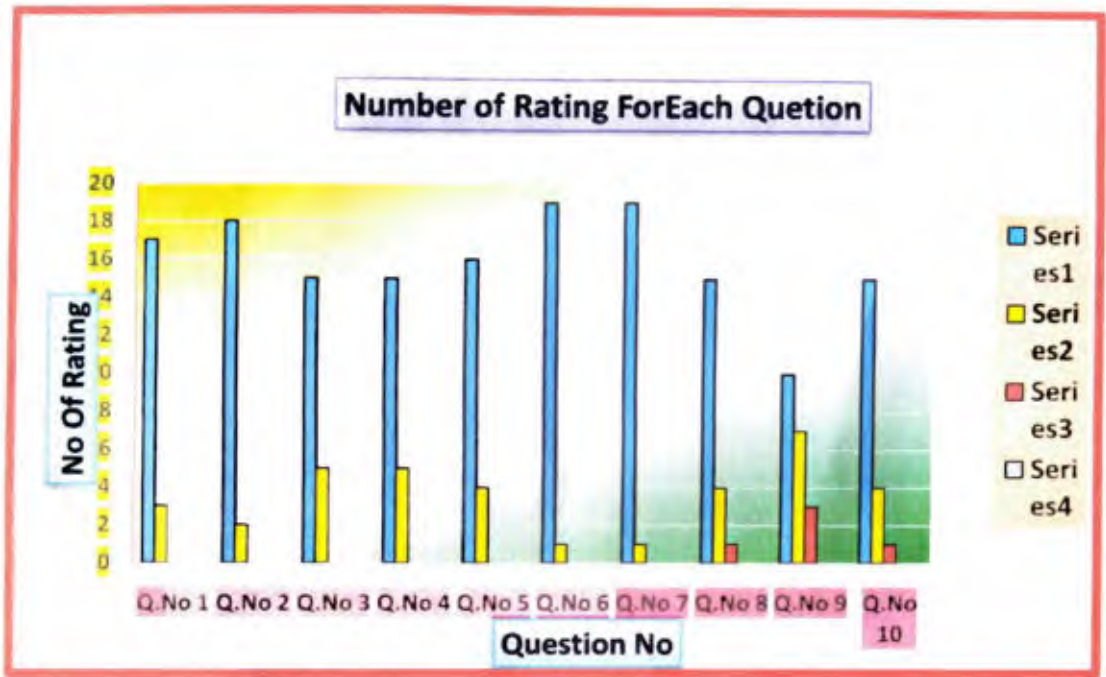



(Signature)
PRINCIPAL
 Shellino Education Society's
 Arunamai College of Pharmacy
 Mamurabad, Tal. Dist. Jalgaon

Percentage of Rating For Each Question




PRINCIPAL
 Shellino Education Society's
 Arunamai College of Pharmacy
 Mamurabad, Tal. Dist. Jalgaon




PRINCIPAL
 Shellino Education Society's
 Arunamai College of Pharmacy
 Mamurabad, Tal. Dist. Jagoda

Average of Each Rating For All Questions

5 Rating %	4 Rating %	3 Rating %	2 Rating %	1 Rating %
79.50	18.00	2.50	0.00	0.00




PRINCESS
Shreela Society - Society's
Aurangabad College of Pharmacy
Mamulabad 431 002